

## Window World

### 1. Maximum Glass Space



Our slim-line frame design provides more glass space, increases visibility out and lets more light into your home.

### 2. Double Strength Glass



Thickness between 0.115" and 0.133"  
(3-3.38 mm.)

Not only do we stand behind our windows...we stand on them. Double strength glass comes standard in all our replacement windows. We back it with a Lifetime Glass Breakage Warranty & a Lifetime Seal Failure Warranty when you purchase the Value Plus option.



Window World Founder  
Leon Whitworth 314 lbs

### 3. Constant Force Balance



Window Worlds constant force balance systems have been tested for up to 15,000 consecutive openings and closing without failure. This is a lifetime of openings and closings. If the stainless steel balance does fail, it can be easily replaced.

## Competitor

### 1. Reduced Glass Space



A bulkier frame reduces glass space which decreases visibility and light into your home. Do you want to look at your window or out your window?

### 2. Single Strength Glass

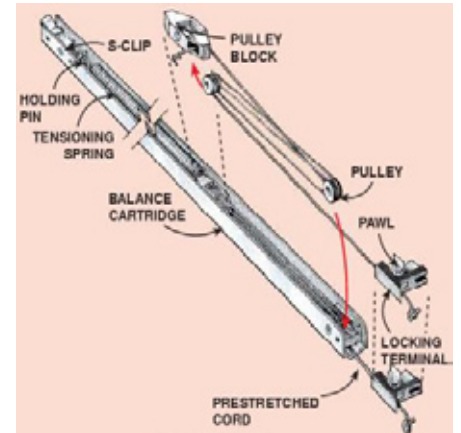


thickness between 0.085" and 0.100"  
(2.16-2.57 mm).

Single strength glass is more prone to breakage. Other window companies have a pro-rated and limited seal failure warranty and no glass breakage warranty.



### 3. Spring & Rope or Block & Tackle



Spring & Rope or Block & Tackle balance systems are more prone to failure. When they do fail, they are nearly impossible to replace without cutting or taking the window frame apart.

**4. Welded Corners (not screwed together)**



Welded corners are superior in strength and energy efficient.

**4. Mechanically fastened corners**



Mechanically fastened corners that are not welded can be weak and not as energy efficient.

**5. Precision Finished Corners**



Our precision four point welder and state of the art corner sanders produce a product that will work properly and look beautiful in your home.

**5. Poorly Sanded Corner**




Inattention to quality control makes for a unsightly corner.

**6. Extruded Aluminum Screen**



Screens are made out of rigid extruded aluminum and have a powder coat paint finish. The spline (the part that holds the screen in) is on the inside so it doesn't deteriorate over time and it has a nice clean look.

**6. Roll Form aluminum with keyed corners & visible spline**



This screen design using rolled form aluminum with keyed corners is flimsy and has unsightly splines.

### 7. Vent Latch



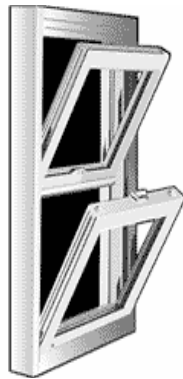
Vent latches are convenient because they can keep the window from opening completely. Police have found the most common way burglars enter your home is through an open window. Keep your vent latches out all the time.

### 7. No Vent Latch



No vent latches give you a lower level of security.

### 8. Windows are easy to clean



Our windows tilt in so they are easy to clean from the inside of your home.

### 8. Windows are not easy to clean



Windows must be cleaned from the outside.

### 9. 100% Pure Virgin Vinyl



Only 100% pure virgin vinyl is used along with special UV inhibitors. It will have a consistent white color.

### 9. Reground vinyl




Reground vinyl used by some manufacturers can have an off white look to it. It is more brittle due to all the chemical processing before reuse.


10. 22 Layers of Weather striping




10. Minimal Weather striping



11. Steel Reinforced Meeting Rail  
with a hurricane rating.



11. No Reinforcing



12. Professional Place of Business



Window World showroom, offices and warehouse

12. Professional Place of Business



Showroom, office and warehouse